



Activity Kit

© Disney






Connect the Dots

14

Connect the dots to see what the picture below. What is it? Color it in and make up a story about what you see!



© Disney

Celebrate Princess Week with Royally Great Reads!

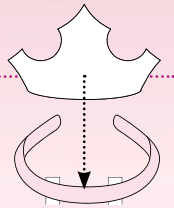


Your Own Royal Crown


Join the Royal Court of Princesses! Cut out the crown along the dashed line. Get creative—color it, add glitter, and make it your own! When you're finished stick your creation to your favorite headband with a bit of tape and place atop your head, Royal Highness!

EXAMPLE

Follow the instructions above so that your headband becomes the base of your crown!



CUT ALONG THE DOTTED LINES





Decorate a Royal Dress


Your favorite princesses want new and spectacular dresses to wear to their parties—can you design new dresses for each of them to wear?



 CUT ALONG THE DOTTED LINES

INSTRUCTIONS

1. Cut out each princess and each dress along the dotted lines.
2. Decorate each dress using crayons, stickers, or anything else you think is pretty. You can decorate as many versions of each gown as you want just print out a bunch of copies of the second page!
3. Now dress up each princess with your fashion creation and create a story in the space provided. Where is she going? Who will she meet?



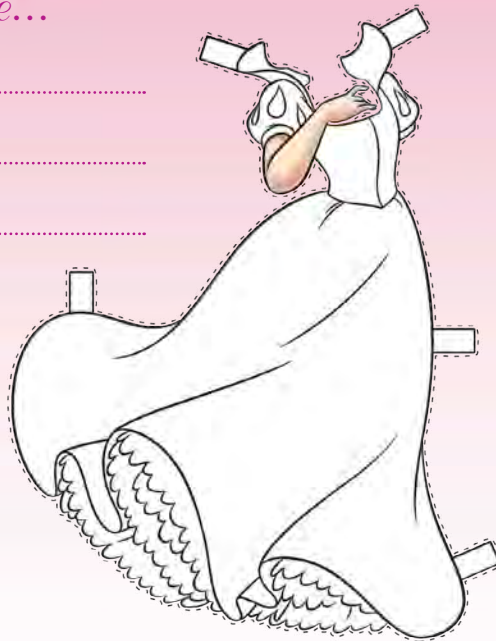


Decorate a Royal Dress


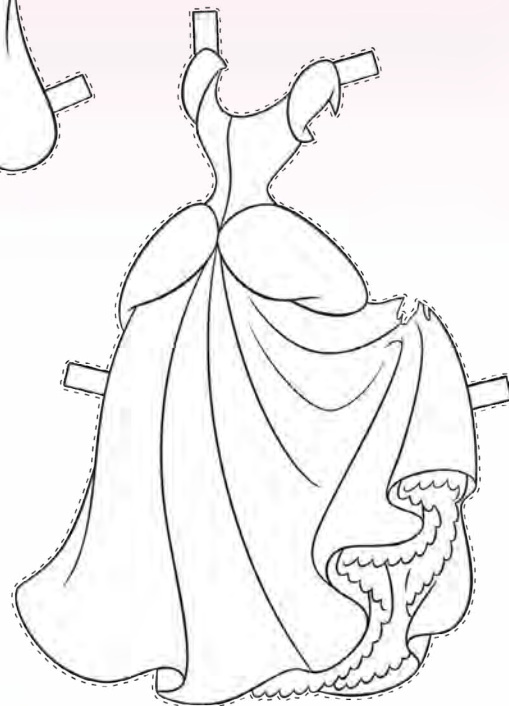

Page 2 of 2

Once Upon A Time...

.....
.....
.....



 CUT ALONG THE DOTTED LINES



© Disney

✦ Celebrate Princess Week with Royally Great Reads! ✦



Princess Word Jumble

To the right is a word scramble.
Unscramble the letters to reveal
something all princesses need.
Write the word on the line provided.



1. welej

2. nowrc

3. dnaw

4. ripcen


5. triaa

6. nowg



ANSWERS

- 1. jewel
- 2. crown
- 3. wand
- 4. prince
- 5. tiara
- 6. gown





Tea Party

The Princesses are having a tea party for everyone! They need your help shopping for everything. Can you match the items on her menu to the ingredients pictured?



cucumber sandwiches



lemon bread



strawberry shortcake



chocolate cookies



tea




key lime pie



orange sorbet



banana splits





Friendship Matchup

The princesses are having a party and want to invite all their friends! It's your job to make sure they get all the invitations correct. Follow the example shown and trace a line from the princess to her corresponding friend(s).





Princess Telephone

CUT ALONG THE DOTTED LINES

My prince has arrived!

I'm having a tea party.

Snow White and the Seven Dwarfs

Belle loves the library.

Rapunzel has left the tower.

Ariel has planned a seahorse race!

Everyone loves a ball at the castle.

Jasmine is going for a ride on the magic carpet.

INSTRUCTIONS

1. Cut out each of the phrases above, fold, and place in a container (hat, bowl). Have all your guests sit in a circle.
2. Choose one person to go first. They will pull out one of the phrases, read it to themselves, and then whisper it quietly into the ear of the person to their right. Then that person whispers it to the person on her right.
3. Continue the whisper chain, stopping at the person to the left of the first reader. Have that person say what the phrase was.
4. Now have the reader tell them what the phrase actually was. How different were the two phrases? Move around the circle to the right, each person picking a new phrase and beginning another whisper chain.



Celebrate Princess Week with Royally Great Reads!

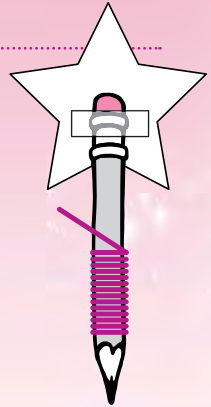


Magic Wand


Every princess needs a magic wand! Cut out the star below, color it, glitter it—make it yours! Then, as shown at the right, take a pencil and attach your star. Voila! You now have a magic wand, just like a princess!

INSTRUCTIONS

1. Decorate the star provided below.
2. Cut out the star along the dotted line.
3. Tape the decorated star to the pencil.
4. Wrap pipe cleaners around the pencil.




CUT ALONG THE DOTTED LINES



National
PRINCESS
Celebration



Disney Tangled



Now On Blu-ray™ Combo Pack, DVD And Movie Download


Permission is hereby granted to video dealers to reproduce this activity sheet for promotional purposes ONLY on condition that it is accompanied by "© 2012 Disney. All Rights Reserved."
Distributed by Walt Disney Studios Home Entertainment, Burbank, CA 91521. © 2012 Disney

National PRINCESS Celebration



WHO IS IN THE TOWER WITH RAPUNZEL?


To find out, draw a line from the numbered puzzle piece to the box where it belongs.




1

2

3



Can you help Flynn find his way to his horse so he can save Rapunzel?



Find the mystery word below. First unscramble the words and write them underneath. Then use the letters in the circles to unscramble the mystery word at the bottom.

Z L R A P N U E

A _____

D T I B N A

_____ N _____

S G D O M K N I

_____ M _____

E D W N A T

W _____

N Y N F L

_____ N _____

N G C A H R M I

C _____

E A F L S S R E

_____ E _____

E N V D A U R T E

_____ V _____



ANSWERS: Rapunzel, Bandit, Kingdoms, Wanted, Flynn, Charming, Fearless, Adventure. Bottom Word: Tangled

NOW AT

TARGET®

National
PRINCESS
Celebration



Now On  &  **Combo Pack & Movie Download**

Distributed by Walt Disney Studios Home Entertainment, Burbank, CA 91521. ©2012 Disney

Disney
THE
PRINCESS
AND THE
FROG

National
PRINCESS
Celebration

NOW AT

TARGET



Now On  &  Combo Pack & Movie Download


Disney
THE
PRINCESS
AND THE
FROG

National
PRINCESS
Celebration

NOW AT

TARGET

RAY



Now On  &  Combo Pack & Movie Download

Distributed by Walt Disney Studios Home Entertainment, Burbank, CA 91521. ©2012 Disney

National
PRINCESS
Celebration

NOW AT

TARGET®

Disney
THE
PRINCESS
AND THE
FROG



❁ **LOUIS** ❁

Now On  &  **Combo Pack & Movie Download**

Distributed by Walt Disney Studios Home Entertainment, Burbank, CA 91521. © 2012 Disney

Disney
THE
PRINCESS
AND THE
FROG

National
PRINCESS
Celebration



Now On  & 
Combo Pack & Movie Download


Distributed by Walt Disney Studios Home Entertainment, Burbank, CA 91521. © 2012 Disney

Disney THE PRINCESS AND THE FROG

National
PRINCESS
Celebration

NOW AT

TARGET.



Now On  &  **Combo Pack & Movie Download**



Distributed by Walt Disney Studios Home Entertainment, Burbank, CA 91521. © 2012 Disney



National
PRINCESS
Celebration

MISS CHARLOTTE'S Perfect Party Planning Tips

Whether riding atop a float in the grand parade or dancing with your dream prince at the Mardi Gras Ball, every princess in the Crescent City dreams of presiding over the perfect Mardi Gras event.

Here are a few tips for y'all on how to plan your very own Royal Mardi Gras Gala!

Set The Date & Time

Proper planning for your Royal Gala will make it a wonderful success.

Prepare Delicious Food

It'll be a magical event with proper treats and delicious delights for your guests to enjoy. Tiana's gumbo and beignets are always fitting.

Invite Your Guests

Send your invitations: Proclaiming a Royal Event! Be sure to include all the important details that your guests will need to know: date, time and what to wear.

Set A Royal Table

Arrange place settings fit for a Mardi Gras Queen! Colorful tablecloths and napkins make your table pretty. Be sure to have proper settings for all your party guests.

Decorate For A Festive Event

Create the perfect look for your Mardi Gras Gala with flowers, balloons, streamers and confetti. Choose Mardi Gras colors of green, purple and gold — and...pink.

Games & Activities

Entertain your guests with fun activities — Flipper Slipper Relays / Crown Toss / Enchanted Jewel Hunt. Try these fun activities provided or create your own ideas.

With these helpful tips, you're sure to be crowned the Queen of the Ball!

Now On



&



Combo Pack & Movie Download



Set The Table Tea Table Decorations

Find a color theme and be sure to include that color when selecting your tablecloth, napkins and tea settings.

Use lace doilies & fresh flowers to create a centerpiece adding the perfect touch. Be sure to include place cards for proper seating of your guests.

Wardrobe What To Wear

- ☞ BEST PRINCESS PARTY DRESS
- ☞ WHITE GLOVES
- ☞ A PRETTY PURSE
- ☞ BEAUTIFUL JEWELRY
- ☞ PRINCESS SHOES

After all, there may be a prince nearby.

Tuxedo Jackets are perfect for the Princes who might be attending.

Princess Games & Activities

Slipper Relays

Fill a box with several pairs of shoes — all styles and sizes.

Two teams, each member must find the proper pair, put the shoes on and properly walk the red carpet and join their team members on the other end of the red carpet.

Princess Poise Relay

Mark two points 10-15 feet apart.

Have your princesses line up in two groups.

Place a book on the head of the first princess in each row.

See which row of princesses can walk fastest to the line and back with the book properly poised on their head.

Enchanted Jewel Hunt

Place a number of treasures and trinkets around the tea room or in the yard for your guests to 'hunt' for.

Give each of your guests a purse or treasure box to hold all of their precious jewels in.

Dress The Princess

Fill a big box with a variety of princess clothing.

Have teams try to properly dress an adult princess within 2 minutes.

Create A Crown

Have your guests decorate and create their very own crowns. Provide a selection of glitter, jewels, markers, crayons to decorate with.

A Wish Circle

Have all your guests stand in a circle, facing each other.

Each guest crosses their right arm over the left and holds hands with the person on either side of them.

The hostess of the tea starts with thinking of a special wish for the princess on their right-hand side. She sends this wish by gently squeezing the guests hand.

This continues around the circle until a wish is returned to the host princess.

The host princess thanks her guests for attending her enchanted tea party and then unwraps the wish circle by spinning to her right, raising her hands above her.

Crown Toss

From a proper distance, see if your guests can toss their crowns onto the throne.

Crowning Ceremony

At the end of your games and activities, hold a crowning ceremony to honor your guests and their accomplishments.

Enjoy A Princess Movie

